

HAZOOR MULTI PROJECTS LIMITED

CIN- L99999MH1992PLC269813

Registered Office: 601-A, RAMJI HOUSE PREMISES CSL., 30, JAMBULWADI, J.S.S. ROAD, MUMBAI-400002
 Website: www.hazoormultiproject.com; Email: hmpl.india@gmail.com; Tel: 022-22000525

STATEMENT OF STANDALONE UNAUDITED FINANCIAL RESULT FOR THE QUARTER AND NINE MONTHS ENDED 31.12.2022

(Amount in lakhs, except equity per share data and ratios)

Sr. No.	Particulars	3 months ended	Preceding 3 months ended	Corresponding 3 months ended in the previous year	Year to date figures for Current Period Ended(9 Months)	Year to date figures for Previous year Ended(9 Months)	Previous accounting year ended
		01/10/2022-31/12/2022	01/07/2022-30/09/2022	01/10/2021-31/12/2021	01/04/2022-31/12/2022	01/04/2021-31/12/2021	31-03-2022
		Unaudited	Unaudited	Unaudited	Unaudited	Unaudited	Audited
1	Income						
	Revenue from Operations	18,903.035	18,934.442	532.875	58,113.253	2,318.998	11,254.345
	Other Incomes	7.064	16.059	0.530	21.880	2.649	9.641
	Total Income	18,910.098	18,950.501	533.405	58,135.133	2,321.646	11,263.986
2	Expenses:						
	Construction and operating expenses						
	- Purchases	55.515	405.361	126.415	600.897	932.103	1,182.210
	- Sub-contracting charges	16,805.230	15,632.249	261.033	50,590.129	929.926	9,073.794
	- Changes in inventories of work-in- progress	-	612.259	26.873	101.270	49.615	45.230
	- Other construction and operating expenses	130.280	932.461	53.147	2,662.426	299.255	434.431
	Employee Benefit Expenses	48.534	45.674	6.632	137.804	18.318	23.688
	Finance Costs	39.026	38.126	0.481	118.933	0.481	61.445
	Depreciation / Amortisation and Depletion Expense	3.214	3.214	0.627	8.221	0.895	2.517
	Other Expenses	61.620	16.907	31.745	110.867	46.341	91.741
	Total Expenses	17,143.420	17,686.251	506.953	54,330.547	2,276.934	10,915.056
	Profit before Exceptional items and Tax (1-2)	1,766.678	1,264.250	26.452	3,804.586	44.713	348.930
3							
4	Exceptional items	-	-	-	-	-	-
5	Profit before Tax (3-4)	1,766.678	1,264.250	26.452	3,804.586	44.713	348.930
6	Tax Expense:						
	(1) Current tax	434.677	318.486	11.253	947.163	11.253	97.000
	(2) Deferred Tax	14.686	-	-	16.381	-	3.684
	(3) Excess/Short provision of tax	-	-	-	-	-	-
7	Profit/ (Loss) for the period from Continuing Operations (5-6)	1,317.315	945.764	15.119	2,841.041	33.460	248.246
8	Profit/Loss from Discontinuing Operations	-	-	-	-	-	-
9	Tax Expense of Discontinuing Operations	-	-	-	-	-	-
10	Profit/ (Loss) from Discontinuing Operations (after Tax) (8-9)	-	-	-	-	-	-
11	Profit for the period (7+10)	1,317.315	945.764	15.119	2,841.041	33.460	248.246
12	Other Comprehensive Income						
	A (i) Items that will not be reclassified to Statement of profit and loss	-	-	-	-	-	-
	(ii) Income Tax relating to items that will not be reclassified to Statement of profit and loss	-	-	-	-	-	-
	B (i) Items that will be reclassified to statement of profit and loss	15.791	12.213	-	2.867	-	-
	(ii) Income Tax relating to items that will be reclassified to profit and loss	(2.939)	(2.096)	-	(0.722)	-	-
13	Total comprehensive income for the year (11+12)	1,330.167	955.881	15.119	2,843.187	33.460	248.246
14	Paid-up Equity Share Capital (F.V. of Rs. 10 each)	1,015.000	1,015.000	1,015.000	1,015.000	1,015.000	1,015.000
15	Other equity						1,465.959
16	Earnings Per Equity Share						
	(1) Basic	12.978	9.318	0.150	27.991	0.330	2.446
	(2) Diluted	12.978	9.318	0.150	27.991	0.330	2.446
17	Debt Equity ratio	0.458	0.577	0.220	0.458	0.220	0.900
18	Debt Service Coverage Ratio	-	-	57.302	-	95.827	-
19	Interest Service Coverage Ratio	46.269	34.160	55.998	32.989	93.966	6.679
20	outstanding redeemable preference shares (quantity and value)	-	-	-	-	-	-



21	capital redemption reserve/debenture redemption reserve	-	-	-	-	-	-
22	net worth	5324.867	3991.761	2266.172	5324.867	2266.172	2480.959
23	current ratio	0.849	0.962	3.055	0.849	3.055	0.976
24	long term debt to working capital#	-	-	0.588	-	0.588	-
25	bad debts to Account receivable ratio	-	-	-	-	-	-
26	current liability ratio	0.842	0.712	0.452	0.842	0.452	0.534
27	total debts to total assets	0.117	0.192	0.157	0.117	0.157	0.307
28	debtors' turnover*	12.819	25.115	2.845	16.553	3.343	9.545
29	inventory turnover	-	-	-	-	-	-
30	operating margin (%)	9.515	6.794	4.955	6.714	1.835	3.561
31	net profit margin (%)	6.969	4.995	2.852	4.889	1.443	2.206



* Ratios for quarter/nine months have been annualized
In case of negative working capital ratio are not given

1 The above unaudited standalone financial results which are published in accordance with Regulation 33 of the SEBI (Listing Obligations & Disclosure Requirements) Regulations, 2015, as amended, have been reviewed by the Audit Committee and approved by the Board of Directors at their meeting held on January 30, 2023. The above results have been subjected to "Limited review" by the statutory auditors of the Company. The unaudited standalone financial results are in accordance with the Indian Accounting Standards (Ind AS) as prescribed under Section 133 of the Companies Act, 2013.

2 Pursuant to the Regulations 13(3) of SEBI (Listing Obligations and Disclosure Requirement) Regulations, 2015, we are enclosing herewith the details regarding investor's complaints:

Particulars	No. of Complaints
No. of investor complaints pending at the beginning of quarter	Nil
Received during the quarter	Nil
Disposed during the quarter	Nil
Remaining unresolved at the end of quarter	Nil

3 The Company has evaluated its Operating segment in accordance with IND AS 108 and has concluded that it is engaged in a single operating segment.


4 Figures pertaining to the previous years/period have been regrouped/rearranged, reclassified and restated wherever considered necessary, to make them comparable with those of current year/period.

5 As the company do not have any Holding/Subsidiary/Joint Venture/ Associate concern, no reporting have been made in this regards.


6 Formulae for computation of ratios are as follows:

Ratios	Methodology
Debt Equity Ratio	Total debt/Shareholders Equity
Debt Service Coverage Ratio	Earning available for Debt Service/ Interest exp + Installment
Interest Service coverage Ratio	Earnings before Interest Tax and Exceptional Items+Depreciation and Amortisation expense/ Interest Expenses
Current Ratio	Current assets/Current liabilities
long term debt to working capital	Non Current Borrowings {including Current Maturities of Non-Current Borrowings} /Current Assets Less Current liabilities{Excluding Current Maturities of Non-Current Borrowings}
Bad debts to Account receivable ratio	Bad Debts / Average Trade Receivables
Current liability ratio	Total Current Liabilities/Total Liabilities
total debts to total assets	Total Debt/Total Assets
Trade Receivables Turnover Ratio	Net Credit Sales / Average Trade Receivable
Inventory Turnover Ratio	Cost of Goods Sold/Average inventory
operating margin percent	Earnings before Interest, Tax and Exceptional Items less Other Income/ Net Sales or Receipt × 100
Net Profit Ratio	Net profit/ Net Sales or Receipt × 100

For HAZOOR MULTI PROJECTS LIMITED




Pawankumar Mallawat Nathmal
Chairman & Executive Director
DIN: 01538111



Dineshkumar Laxminarayan Agrawal
Executive Director/ CFO
DIN: 05259502



DATE: 30/01/2023
PLACE: MUMBAI



Bhavesh Ramesh Pandya
Company Secretary



Independent Auditor's Review Report on the Quarterly and Year to Date Unaudited Standalone Financial Results of the Company Pursuant to the Regulation 33 of the SEBI (Listing Obligations and Disclosure Requirements) Regulations, 2015, as amended


To
The Board of Directors
Hazoor Multi Projects Limited

We have reviewed the accompanying Statement of unaudited standalone financial results of Hazoor Multi Projects Limited ("the Company") for the quarter ended December 31, 2022 and for the period from 01 April 2022 to 31 December 2022, being submitted by the Company pursuant to the requirement of Regulation 33 of the SEBI (Listing Obligations and Disclosure Requirements) Regulations, 2015, as amended ("Listing Regulations").

This Statement, which is the responsibility of the Company's management and approved by the Board of Directors of the company, has been prepared in accordance with the recognition and measurement principles laid down in Indian Accounting Standard 34, "Interim Financial Reporting" ("Ind AS 34"), prescribed under section 133 of the Companies Act, 2013, and other accounting principles generally accepted in India and in compliance with Regulation 33 of the Listing Regulations. Our responsibility is to issue a report on the Statement based on our review.

We conducted our review in accordance with the Statement in accordance with the Standard on Review Engagements (SRE) 2410, 'Review of Interim Financial Information Performed by the Independent Auditor of the Entity' issued by the Institute of Chartered Accountants of India. This standard requires that we plan and perform the review to obtain moderate assurance as to whether the Statement is free of material misstatement. A review is limited primarily to inquiries of company personnel and an analytical procedure applied to financial data and thus provides less assurance than an audit. We have not performed an audit and accordingly, we do not express an audit opinion.

Based on our review conducted as above, nothing has come to our attention that causes us to believe that the accompanying Statement of unaudited standalone financial results prepared in accordance with applicable Ind AS and other recognized accounting practices and policies has not disclosed the information required to be disclosed in terms of Regulation 33 of the SEBI (Listing Obligation and Disclosure Requirements) Regulations, 2015 including the manner in which it is to be disclosed, or that it contains any material misstatement.



For and on behalf of
VMRS & Co.
Chartered Accountants
Firm's Registration No.: 122750W

Ramanuj Sodani

Ramanuj Sodani
Partner
Membership No.: 049217
UDIN: 23049217BGQXMP2901

Mumbai
January 30, 2023